

Advanced Routing Option for eGoldFax and Sharp MFPs

- ✓ **Route Received Faxes to:**
 - Folders
 - Printers/MFPs
- ✓ **Schedule Routing - time of day**
- ✓ **Received Fax Notification**
 - Email Message – no attachment

EXTERNAL
FAX
DEVICES



- ✓ **Sent Fax Confirmation to:**
 - Printers/MFPs
 - Folders



eGoldFax
STANDARD ROUTING



FAX CONFIRMATION



eGoldFax
ROUTING MANAGER



FAX CONFIRMATION



eGoldFax Routing Manager™ is an option for eGoldFax Pure Cloud Faxing™ service. eGoldFax fax enables Sharp® multi-function printers (MFPs) without the need for MFP fax hardware or an MFP fax line. eGoldFax also lets you send and receive faxes through your email. Standard eGoldFax routing is email based.

Advantages

- Provides advanced received fax routing options to meet unique customer work flow requirements

eGoldFax Routing Manager – How Does It Work?

eGoldFax Routing Manager adds the following options:

- eGoldFax Routing Manager is a software applet
- Easy-to-use wizard for setting up received fax routing actions
- Install eGoldFax Routing Manager on to a Local Area Network (LAN) computer that is always running and has access to the network folders and network printers selected for output (example: print server)

- Route received faxes to network folders (PDF)
- Route received faxes to network printers/MFPs
- Schedule routing (time of day)
- Received fax email notification - no attachment
- Sent Fax Confirmation – Print, save to Folder

eGoldFax Routing Manager Features

Overview

eGoldFax Routing Manager is an option for your eGoldFax Pure Cloud Fax Service. It provides advanced features not available with eGoldFax standard routing of received faxes which are delivered to email with Adobe PDF fax attachment.

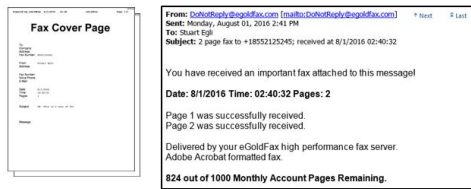
eGoldFax Routing Manager is a software applet that runs as a Windows Service and does not need any user interaction to work once it is installed and setup.

eGoldFax Routing Manager features include:

Route Received Faxes to Folders

Received faxes can be automatically saved to designated private or shared network folders.

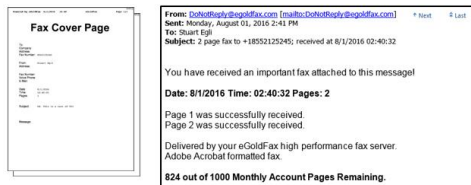
- Save Received Fax Pages (Adobe PDF)
- Save Fax Receive Message (PDF, EML, MSG, Text, PNG, TIFF, JPEG)
- Merge Fax Receive Message with Fax Pages (Adobe PDF)



Route Received Faxes to Printers

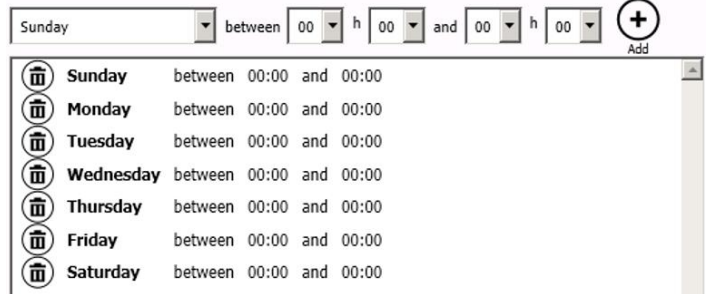
Received faxes can be automatically printed to designated network printers and MFPs.

- Print Received Fax Pages and/or
- Print Fax Receive Message



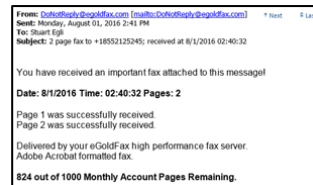
Advanced Fax Routing Rules

Schedule day and time when fax routing will occur. For example, you can have your received faxes printed Mon. – Fri., 8 AM – 5 PM, and saved to secure network folders after hours. Also, a program can be executed with a command line upon receipt of a fax.



Email Notification without Fax Attachment


A fax received notification email message can be provided without the fax pages as an attachment.



Sent Fax Confirmation – Print, Save to Folder

eGoldFax standard sent fax confirmations are an email message. Messages are sent to the email sender or the “From Email Address” of the MFP the fax scan originated. eGoldFax Routing Manager adds the following Sent Fax Confirmation options:

- Print sent fax confirmation
- Save sent fax confirmation to network folder



Requirements

- eGoldFax Pure Cloud Fax Service plan
- eGoldFax Routing Manager option - software applet installed on to a Local Area Network (LAN) computer that is always running and has access to the network folders and network printers selected for output (example: print server)



Phone: +1 714.695.1000
 Email: sales@goldfax.com
 GoldFax.com and eGoldFax.com

© 2016 GoldFax; 19600 Fairchild Rd., Suite 350, Irvine, CA 92612 USA. All rights reserved. GoldFax and eGoldFax are trademarks of DPD International. Third-party trademarks mentioned are the property of their respective owners. This document is provided for illustrative purposes only, and the contents herein are subject to change without notice.

Authorized GoldFax Reseller Company: **Platinum Copier Solutions**
 Address: 3930 FM 1960 Road E
 Address: Humble, TX 77338
 Telephone: 281-645-4036
 Web Site: platinumcopiers.com

